



NATA LIGHTING CO.,LTD.
www.nata.cn
Email:info@nata.com
Tel:+86-750-3770000 Fax:+86-750-3771111
Address:380JinOu Road,GaoXin Zone,Jiang Men City,Guangdong,China

NT

Client:

LumCAT: 1-1380-L

Luminaire: 92.70.410.00

Report No: 20231122-B007

Ballast type: AC

Test No: 20231122-C007

Voltage(V): 35.930

LampCAT: LUXEON CoB 1203 LES9

Current(A): 0.379

Lamp flux(lm): 1490.3

Power (W): 13.617

Number of Lamps: 1

PF: 0.000

Length(mm): 0

Width(mm): 0

Phm Type: C

Height(mm): 0

Photometric Results

Lumens(lm): 1380.90, Efficiency(%): 92.66% , Luminous Efficacy(lm/W): 101.41

Central intensity(cd): 2022.897, Maximum intensity(cd): 2023.243

Angle of maximum intensity: C=0.0 γ =1.0

Beam Angle(50%Imax): [C0/180]Total=51.4

[C90/270]Total=51.4

Field angle(10%Imax): [C0/180]Total=70.8

[C90/270]Total=70.8

Beam angle of C0 plane : 51.38

Average BeamAngle(IEC 61341):51.38

Maximum s/h(1/2): C0_180=0.84 C90_270=0.84

Maximum s/h(1/4): C0_180=0.76 C90_270=0.76

Up flux rate of lamp(%): 0.00%

Down flux rate of lamp(%): 92.66%

Up flux rate of LUM(%): - -

Down flux rate of LUM(%): 100.00%

CIE Type : Direct lighting

Output flux ratio in π solid angle : 98.005%

$\gamma(^{\circ})$	Average I(cd)	Zonal F(lm)	Sum F(lm)	Eff Flux(%)	Eff Sum(%)
0.0	2022.897	0.000	0	0.00%	0.00%
1.0	2023.243	1.936	1.936	0.13%	0.14%
2.0	2021.306	5.805	7.741	0.39%	0.56%
3.0	2014.387	9.652	17.393	0.65%	1.26%
4.0	2007.329	13.462	30.855	0.90%	2.23%
5.0	1998.611	17.233	48.088	1.16%	3.48%
6.0	1987.194	20.946	69.035	1.41%	5.00%
7.0	1968.997	24.556	93.591	1.65%	6.78%
8.0	1948.101	28.034	121.625	1.88%	8.81%
9.0	1923.538	31.378	153.002	2.11%	11.08%
10.0	1902.019	34.620	187.622	2.32%	13.59%
11.0	1876.418	37.754	225.377	2.53%	16.32%
12.0	1851.232	40.749	266.125	2.73%	19.27%
13.0	1825.769	43.637	309.762	2.93%	22.43%
14.0	1795.256	46.349	356.111	3.11%	25.79%
15.0	1764.880	48.875	404.986	3.28%	29.33%
16.0	1727.655	51.175	456.161	3.43%	33.03%
17.0	1688.354	53.196	509.358	3.57%	36.89%
18.0	1643.864	54.941	564.299	3.69%	40.86%
19.0	1589.479	56.254	620.552	3.77%	44.94%
20.0	1525.614	57.015	677.567	3.83%	49.07%
21.0	1445.213	57.046	734.613	3.83%	53.20%
22.0	1347.210	56.115	790.728	3.77%	57.26%
23.0	1265.487	54.821	845.549	3.68%	61.23%
24.0	1183.681	53.548	899.097	3.59%	65.11%
25.0	1073.106	51.314	950.411	3.44%	68.83%
26.0	984.028	48.559	998.97	3.26%	72.34%
27.0	876.289	45.513	1044.483	3.05%	75.64%
28.0	763.900	41.526	1086.009	2.79%	78.65%
29.0	659.815	37.248	1123.258	2.50%	81.34%
30.0	563.223	33.022	1156.28	2.22%	83.73%
31.0	468.437	28.710	1184.989	1.93%	85.81%
32.0	389.157	24.569	1209.558	1.65%	87.59%
33.0	320.850	20.917	1230.475	1.40%	89.11%
34.0	277.571	18.110	1248.585	1.22%	90.42%
35.0	216.467	15.343	1263.928	1.03%	91.53%
36.0	179.934	12.621	1276.55	0.85%	92.44%
37.0	147.123	10.667	1287.217	0.72%	93.22%

$\gamma(^{\circ})$	Average I(cd)	Zonal F(lm)	Sum F(lm)	Eff Flux(%)	Eff Sum(%)
38.0	112.133	8.654	1295.87	0.58%	93.84%
39.0	91.320	6.944	1302.815	0.47%	94.35%
40.0	75.703	5.825	1308.64	0.39%	94.77%
41.0	63.020	4.940	1313.58	0.33%	95.12%
42.0	53.257	4.225	1317.804	0.28%	95.43%
43.0	45.397	3.654	1321.459	0.25%	95.70%
44.0	39.564	3.207	1324.665	0.22%	95.93%
45.0	34.887	2.861	1327.526	0.19%	96.13%
46.0	31.095	2.580	1330.107	0.17%	96.32%
47.0	28.175	2.357	1332.464	0.16%	96.49%
48.0	25.629	2.175	1334.639	0.15%	96.65%
49.0	23.532	2.019	1336.658	0.14%	96.80%
50.0	21.740	1.888	1338.546	0.13%	96.93%
51.0	20.329	1.780	1340.325	0.12%	97.06%
52.0	19.069	1.691	1342.016	0.11%	97.18%
53.0	17.886	1.608	1343.624	0.11%	97.30%
54.0	16.959	1.536	1345.159	0.10%	97.41%
55.0	16.149	1.478	1346.637	0.10%	97.52%
56.0	15.437	1.427	1348.065	0.10%	97.62%
57.0	14.724	1.379	1349.444	0.09%	97.72%
58.0	14.164	1.336	1350.779	0.09%	97.82%
59.0	13.645	1.300	1352.079	0.09%	97.91%
60.0	13.174	1.267	1353.346	0.09%	98.00%
61.0	12.724	1.236	1354.582	0.08%	98.09%
62.0	12.309	1.206	1355.789	0.08%	98.18%
63.0	11.929	1.179	1356.968	0.08%	98.27%
64.0	11.597	1.154	1358.122	0.08%	98.35%
65.0	11.271	1.132	1359.254	0.08%	98.43%
66.0	10.974	1.110	1360.364	0.07%	98.51%
67.0	10.656	1.088	1361.451	0.07%	98.59%
68.0	10.393	1.066	1362.517	0.07%	98.67%
69.0	10.123	1.047	1363.564	0.07%	98.74%
70.0	9.874	1.027	1364.591	0.07%	98.82%
71.0	9.597	1.006	1365.597	0.07%	98.89%
72.0	9.362	0.986	1366.583	0.07%	98.96%
73.0	9.099	0.965	1367.548	0.06%	99.03%
74.0	8.850	0.944	1368.492	0.06%	99.10%
75.0	8.614	0.923	1369.415	0.06%	99.17%

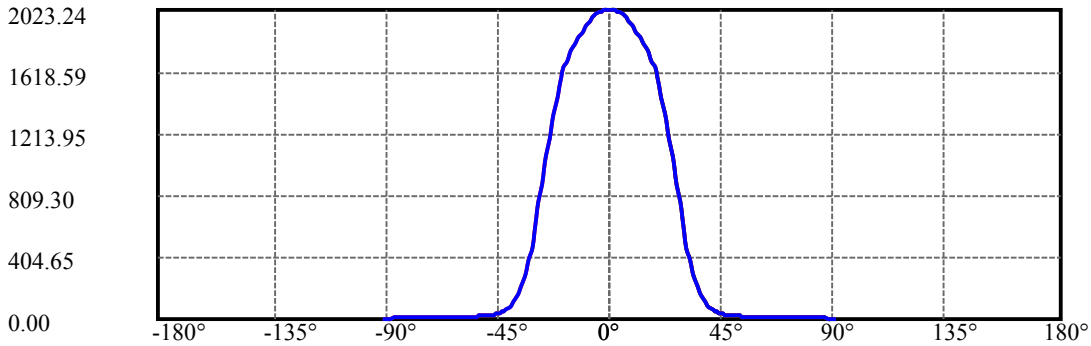
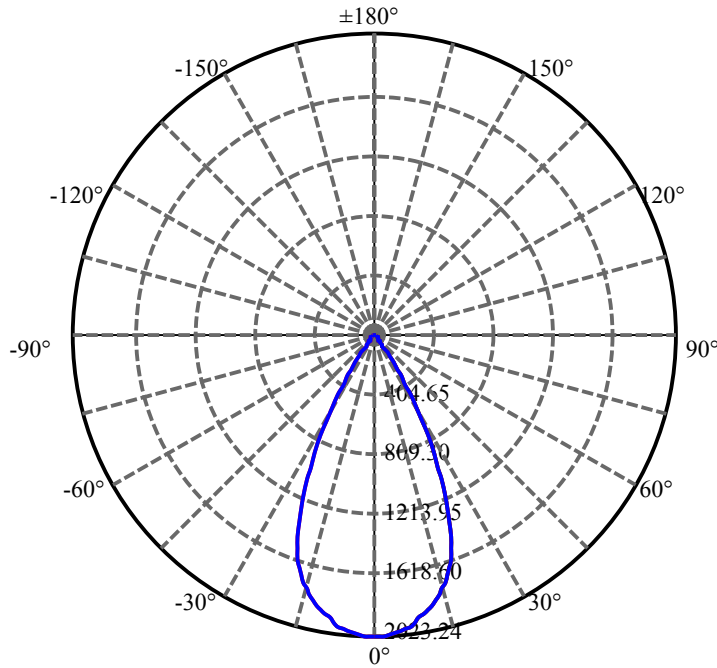
$\gamma(^{\circ})$	Average I(cd)	Zonal F(lm)	Sum F(lm)	Eff Flux(%)	Eff Sum(%)
76.0	8.379	0.902	1370.317	0.06%	99.23%
77.0	8.144	0.881	1371.198	0.06%	99.30%
78.0	7.922	0.860	1372.058	0.06%	99.36%
79.0	7.687	0.839	1372.896	0.06%	99.42%
80.0	7.466	0.817	1373.713	0.05%	99.48%
81.0	7.265	0.797	1374.51	0.05%	99.54%
82.0	7.085	0.778	1375.288	0.05%	99.59%
83.0	6.912	0.761	1376.049	0.05%	99.65%
84.0	6.719	0.743	1376.792	0.05%	99.70%
85.0	6.525	0.723	1377.515	0.05%	99.75%
86.0	6.352	0.704	1378.218	0.05%	99.81%
87.0	6.220	0.688	1378.906	0.05%	99.86%
88.0	6.082	0.674	1379.58	0.05%	99.90%
89.0	6.006	0.663	1380.243	0.04%	99.95%
90.0	5.957	0.656	1380.899	0.04%	100.00%

ZONAL LUMEN SUMMARY

Zone	Lumens	%Lamp	%Fixt
0-30	1156.28	77.59%	83.73%
0-40	1308.64	87.81%	94.77%
0-60	1353.35	90.81%	98.00%
0-90	1380.24	92.61%	99.95%
0-120	1380.24	92.61%	99.95%
0-180	1380.90	92.66%	100.00%
60-90	26.90	1.80%	1.95%
90-120	0.00	0.00%	0.00%
90-130	0.00	0.00%	0.00%
90-150	0.00	0.00%	0.00%
90-180	0.00	0.00%	0.00%
0-28.50	1104.72	74.13%	80.00%

ZONAL LUMEN SUMMARY

0-10	187.62
10-20	489.94
20-30	478.71
30-40	152.36
40-50	29.91
50-60	14.80
60-70	11.24
70-80	9.12
80-90	6.53
90-100	0.00
100-110	0.00
110-120	0.00
120-130	0.00
130-140	0.00
140-150	0.00
150-160	0.00
160-170	0.00
170-180	0.00



C0(Max): —————

C0/C180: —————

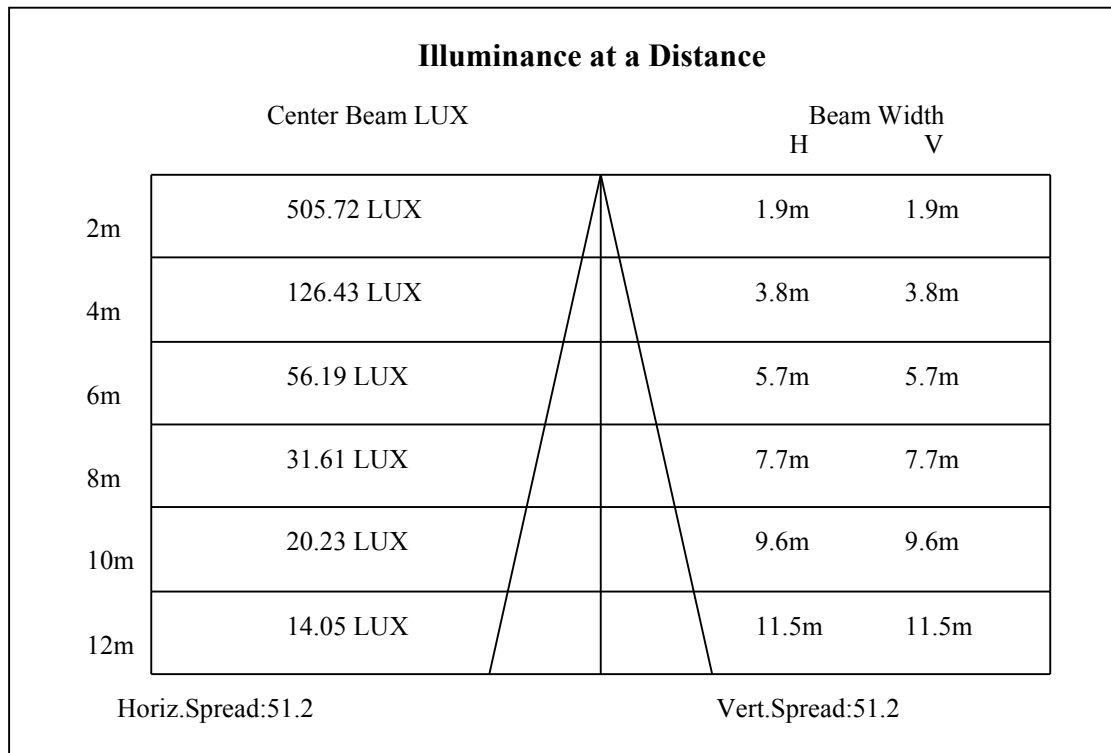
C90/C270: —————

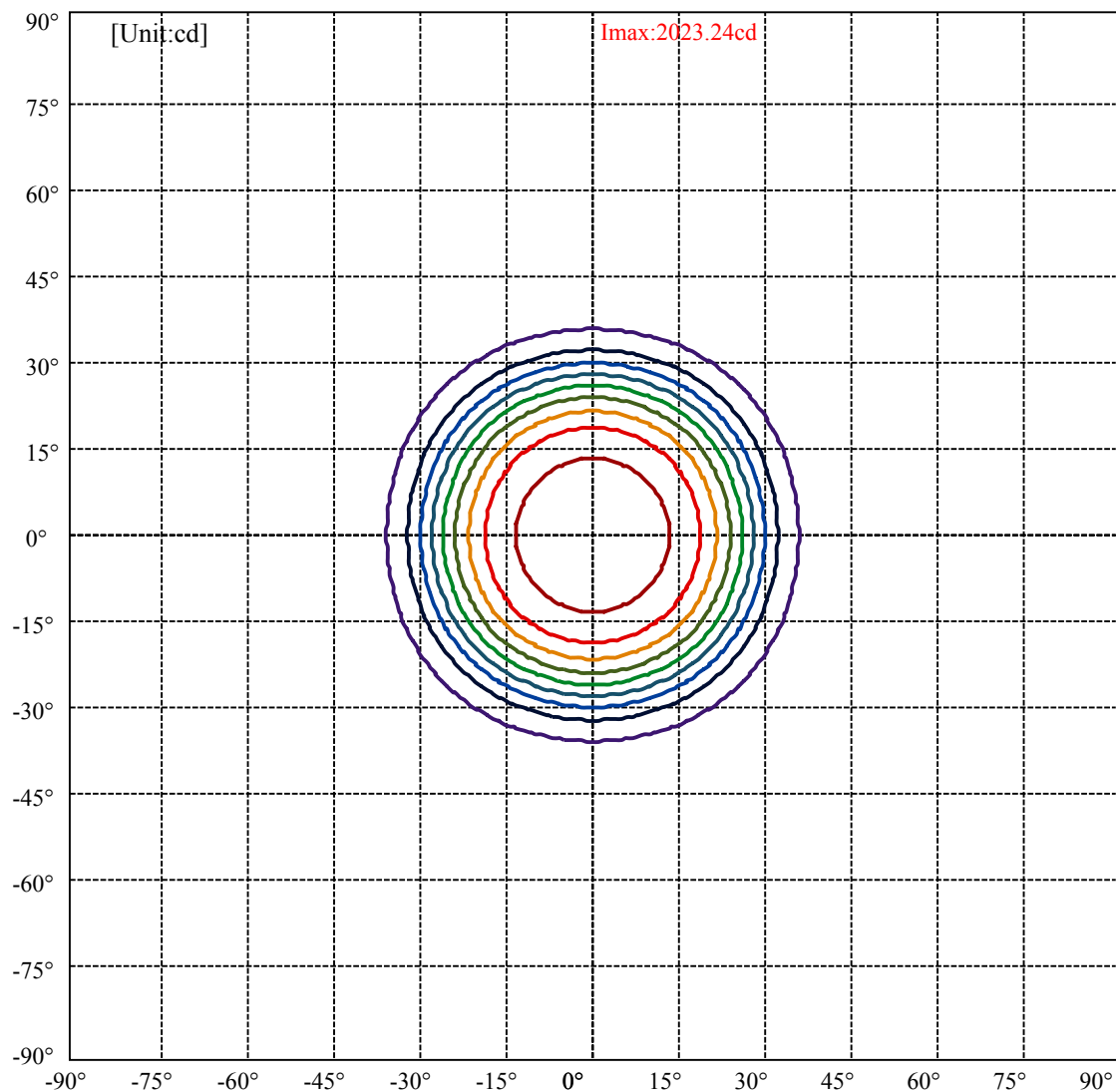
Field angle(10%Imax):C0/180Left:36.4 Right:34.4

:C90/270Left:36.4 Right:34.4

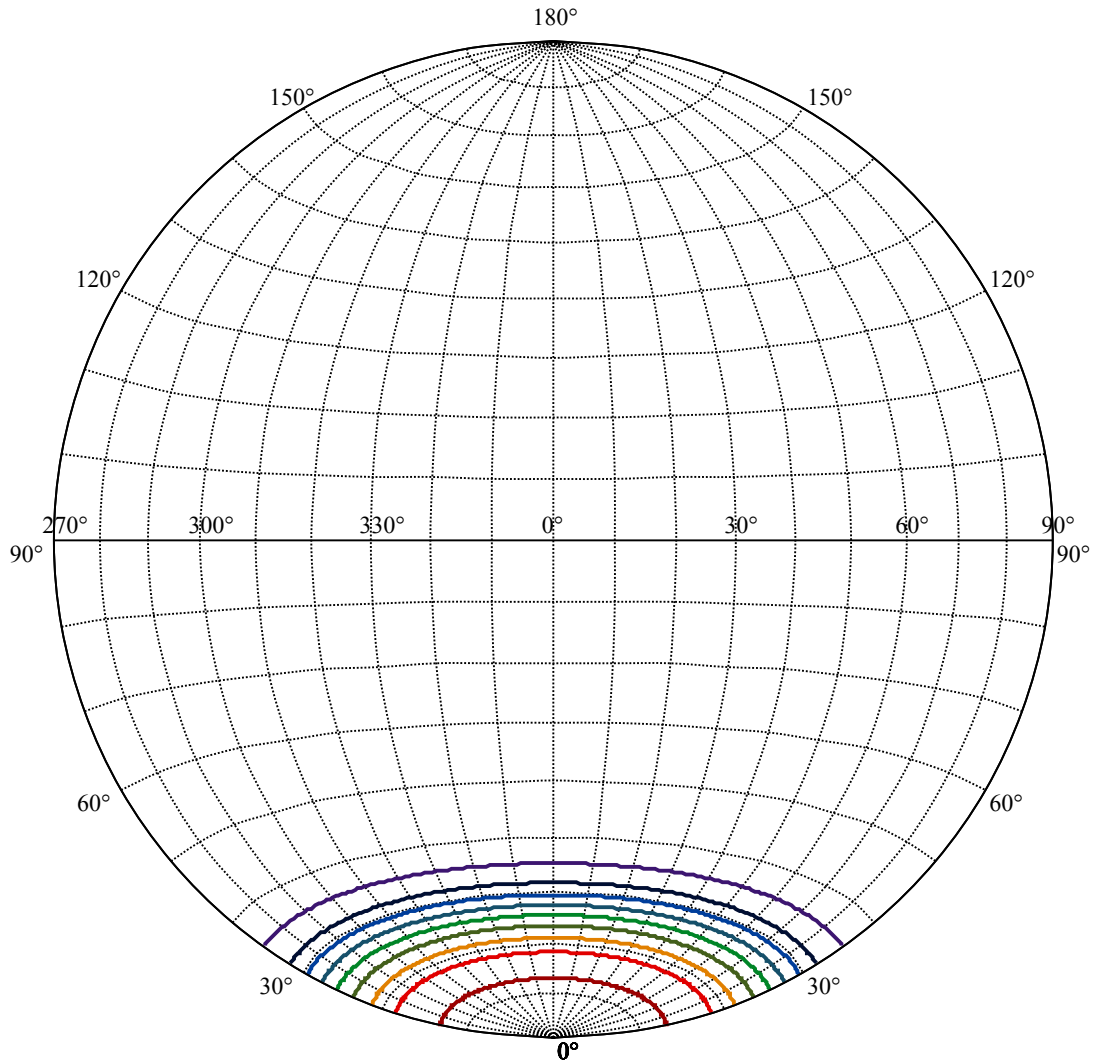
Beam Angle(50%Imax):C0/180Left:26.7 Right:24.7

:C90/270Left:26.7 Right:24.7





(10%Imax) 202.324	—
(20%Imax) 404.649	—
(30%Imax) 606.973	—
(40%Imax) 809.297	—
(50%Imax) 1011.62	—
(60%Imax) 1213.95	—
(70%Imax) 1416.27	—
(80%Imax) 1618.59	—
(90%Imax) 1820.92	—



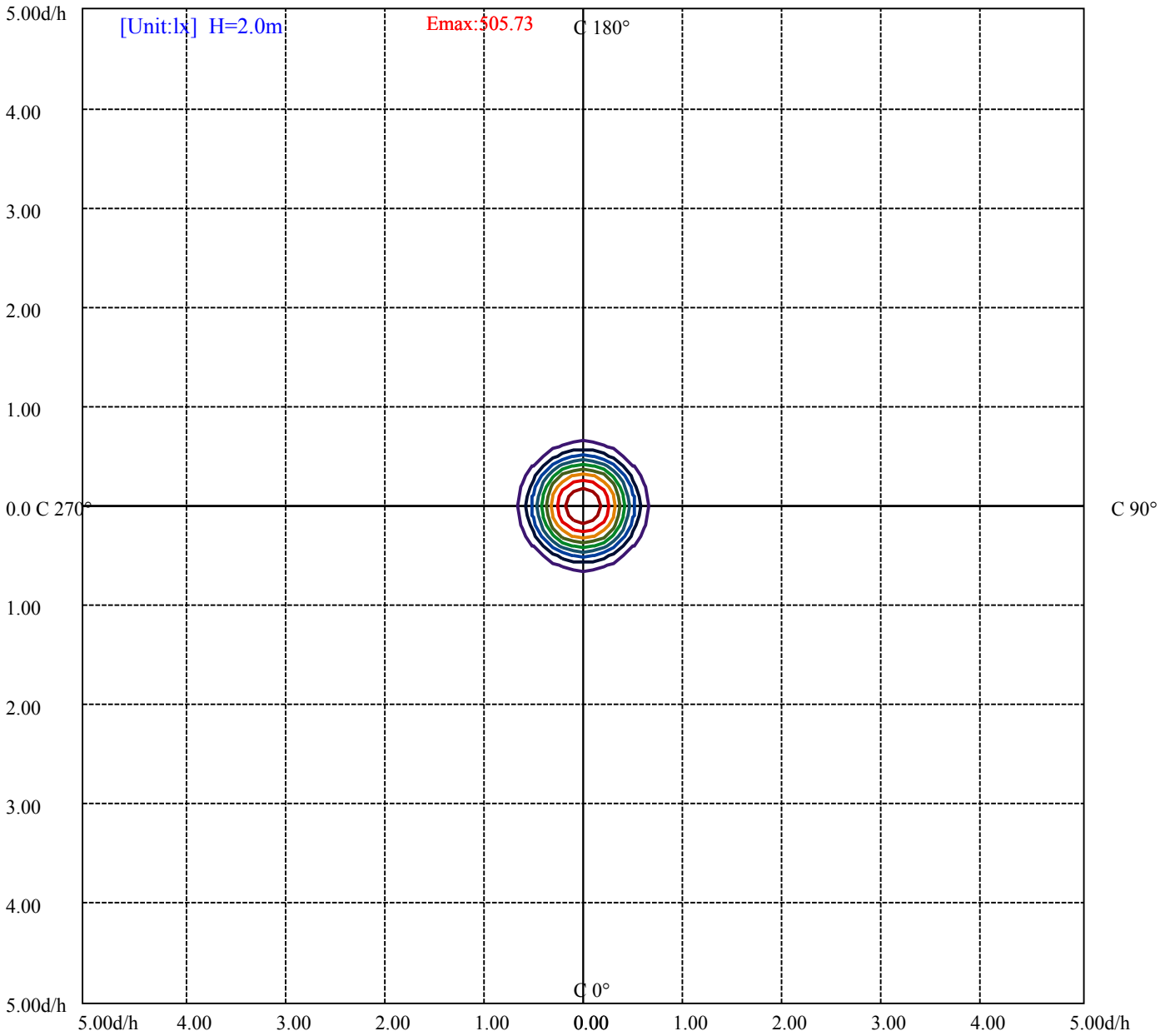
House

[Unit:cd]

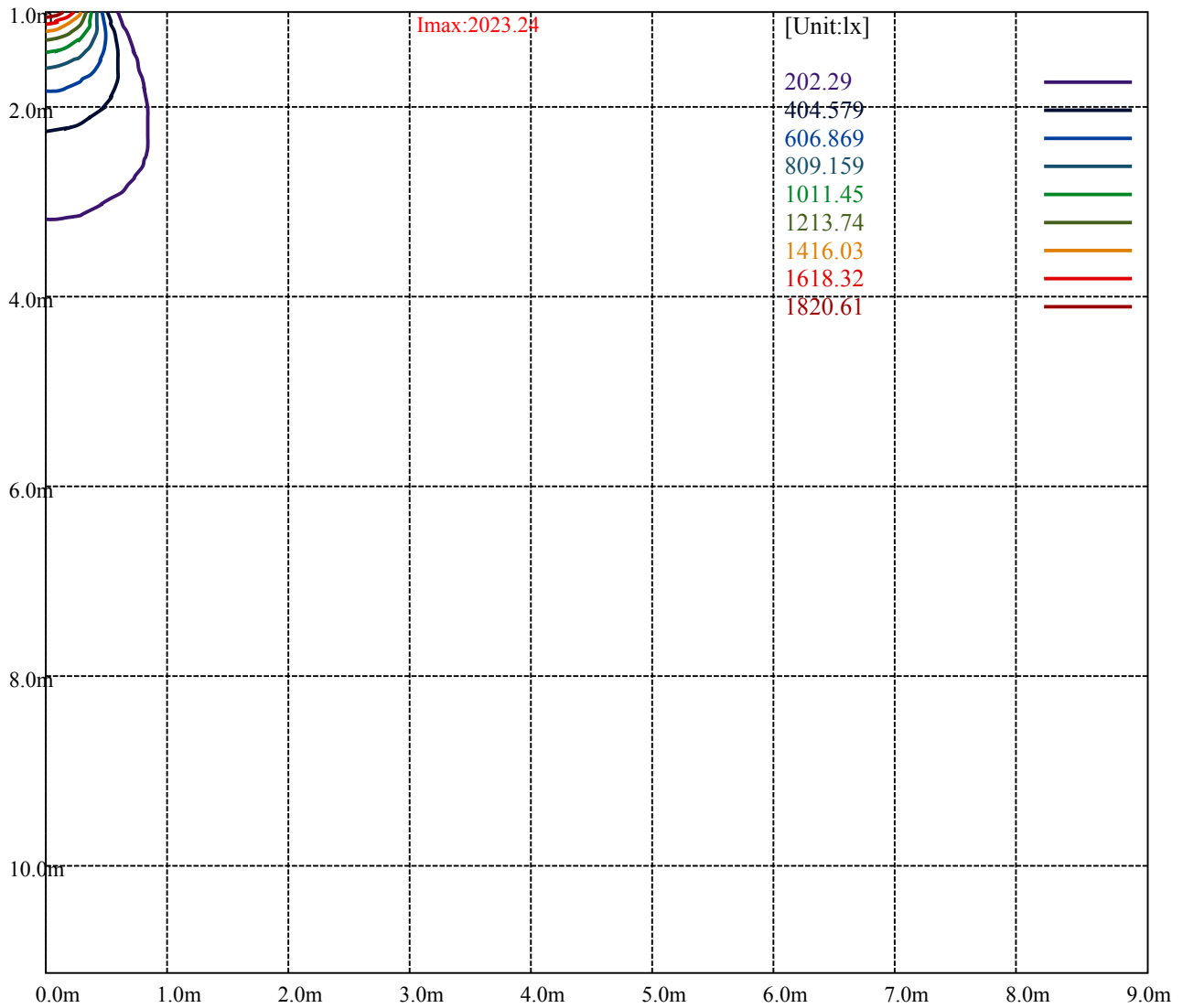
Road

I_{max}:2023.24

(10%I _{max})	202.324	—
(20%I _{max})	404.649	—
(30%I _{max})	606.973	—
(40%I _{max})	809.297	—
(50%I _{max})	1011.62	—
(60%I _{max})	1213.95	—
(70%I _{max})	1416.27	—
(80%I _{max})	1618.59	—
(90%I _{max})	1820.92	—



(10%Emax) 50.5725	—
(20%Emax) 101.1448	—
(30%Emax) 151.7173	—
(40%Emax) 202.2897	—
(50%Emax) 252.8625	—
(60%Emax) 303.435	—
(70%Emax) 354.0075	—
(80%Emax) 404.58	—
(90%Emax) 455.1525	—



Luminance Table

γ	45	50	55	60	65	70	75	80	85
C0	0	0	0	0	0	0	0	0	0
C45	0	0	0	0	0	0	0	0	0
C90	0	0	0	0	0	0	0	0	0

L(Hor)(65)	L(Ver)(65)	L45(65)	L(Hor)(75)	L(Ver)(75)	L45(75)	L(Hor)(85)	L(Ver)(85)	L45(85)
0	0	0	0	0	0	0	0	0

Glare Table

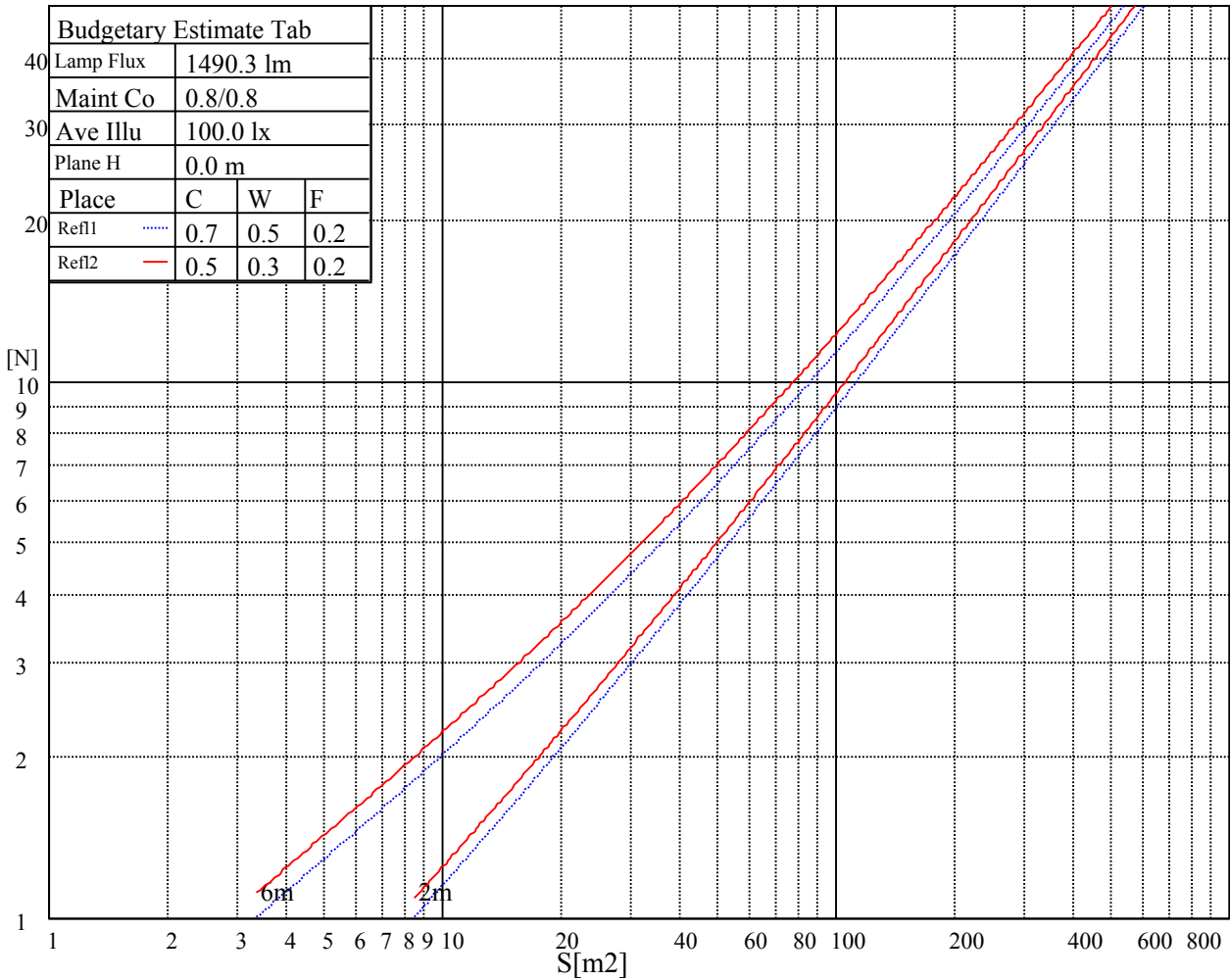
Glare	Quality	Service Values Illuminance(lx)							
1.15	A	2000	1000	500	<=300				
1.5	B		2000	1000	500	<=300			
1.85	C			2000	1000	500	<=300		
2.2	D				2000	1000	500	<=300	
2.55	E					2000	1000	500	<=300
		a	b	c	d	e	f	g	h

Luminance Limiting Curve

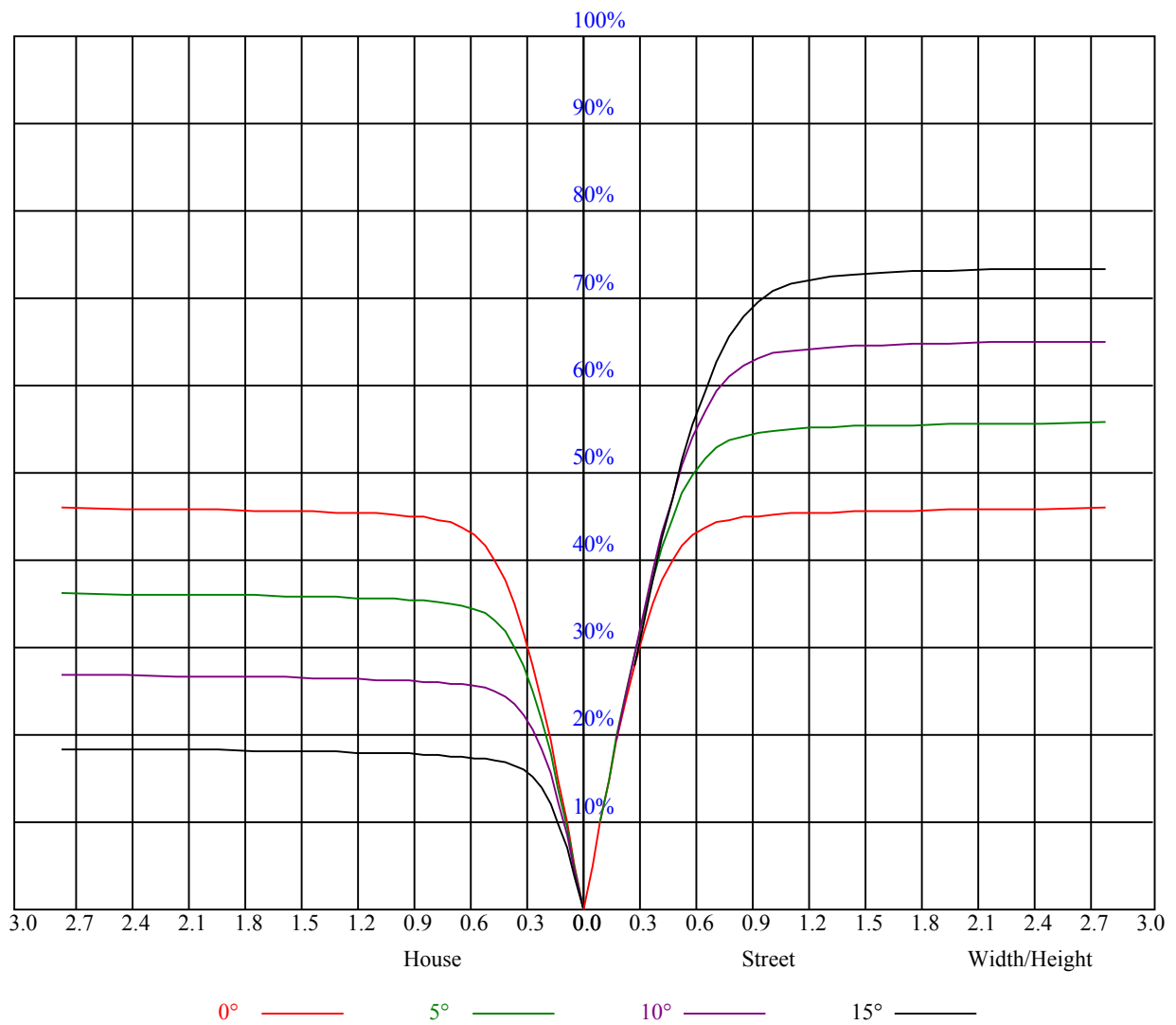


Illumination assessment according UGR											
Rf of Ceiling	70	70	50	50	30	70	70	50	50	30	
Rf of Wall	50	30	50	30	30	50	30	50	30	30	
Rf of Floor	20	20	20	20	20	20	20	20	20	20	
Room dimensions		Viewed crosswise					Viewed endwise				
X	Y										
2H	2H	非数字	非数字	非数字	非数字	非数字	非数字	非数字	非数字	非数字	非数字
	3H	非数字	非数字	非数字	非数字	非数字	非数字	非数字	非数字	非数字	非数字
	4H	非数字	非数字	非数字	非数字	非数字	非数字	非数字	非数字	非数字	非数字
	6H	非数字	非数字	非数字	非数字	非数字	非数字	非数字	非数字	非数字	非数字
	8H	非数字	非数字	非数字	非数字	非数字	非数字	非数字	非数字	非数字	非数字
4H	12H	非数字	非数字	非数字	非数字	非数字	非数字	非数字	非数字	非数字	非数字
	2H	非数字	非数字	非数字	非数字	非数字	非数字	非数字	非数字	非数字	非数字
	3H	非数字	非数字	非数字	非数字	非数字	非数字	非数字	非数字	非数字	非数字
	4H	非数字	非数字	非数字	非数字	非数字	非数字	非数字	非数字	非数字	非数字
	6H	非数字	非数字	非数字	非数字	非数字	非数字	非数字	非数字	非数字	非数字
8H	8H	非数字	非数字	非数字	非数字	非数字	非数字	非数字	非数字	非数字	非数字
	12H	非数字	非数字	非数字	非数字	非数字	非数字	非数字	非数字	非数字	非数字
	4H	非数字	非数字	非数字	非数字	非数字	非数字	非数字	非数字	非数字	非数字
	6H	非数字	非数字	非数字	非数字	非数字	非数字	非数字	非数字	非数字	非数字
	8H	非数字	非数字	非数字	非数字	非数字	非数字	非数字	非数字	非数字	非数字
12H	12H	非数字	非数字	非数字	非数字	非数字	非数字	非数字	非数字	非数字	非数字
	4H	非数字	非数字	非数字	非数字	非数字	非数字	非数字	非数字	非数字	非数字
	6H	非数字	非数字	非数字	非数字	非数字	非数字	非数字	非数字	非数字	非数字
8H	非数字	非数字	非数字	非数字	非数字	非数字	非数字	非数字	非数字	非数字	
Variation with the observer position at spacings:											
S = 1.0H		非数字/非数字					非数字/非数字				
S = 1.5H		非数字/非数字					非数字/非数字				
S = 2.0H		非数字/非数字					非数字/非数字				
Standard tables:		BK0					BK0				
Uncorrected UGR		负无穷大					负无穷大				

UGR calculation is based on CIE Publ. 117 ,S/H = 0.25



RHOCC	80			70			50			30			10			0
RHOW	50	30	10	50	30	10	50	30	10	50	30	10	50	30	10	0
RCR	COEFFICIENTS OF UTILIZATION RHOF=20 CU															
0	1.10	1.10	1.10	1.08	1.08	1.08	1.03	1.03	1.03	0.99	0.99	0.99	0.95	0.95	0.95	0.93
1	1.03	1.01	0.98	1.01	0.99	0.97	0.97	0.95	0.94	0.94	0.92	0.91	0.90	0.89	0.88	0.87
2	0.96	0.93	0.90	0.95	0.91	0.89	0.92	0.89	0.87	0.89	0.87	0.85	0.86	0.85	0.83	0.82
3	0.90	0.86	0.83	0.89	0.85	0.82	0.87	0.83	0.81	0.84	0.82	0.79	0.82	0.80	0.78	0.77
4	0.85	0.80	0.77	0.84	0.80	0.76	0.82	0.78	0.75	0.80	0.77	0.74	0.79	0.76	0.74	0.72
5	0.80	0.75	0.72	0.80	0.75	0.71	0.78	0.74	0.71	0.76	0.73	0.70	0.75	0.72	0.70	0.68
6	0.76	0.71	0.67	0.75	0.71	0.67	0.74	0.70	0.67	0.73	0.69	0.66	0.72	0.68	0.66	0.65
7	0.72	0.67	0.64	0.72	0.67	0.63	0.70	0.66	0.63	0.69	0.66	0.63	0.68	0.65	0.62	0.61
8	0.69	0.64	0.60	0.68	0.63	0.60	0.67	0.63	0.60	0.66	0.62	0.59	0.65	0.62	0.59	0.58
9	0.65	0.60	0.57	0.65	0.60	0.57	0.64	0.60	0.57	0.63	0.59	0.56	0.63	0.59	0.56	0.55
10	0.62	0.57	0.54	0.62	0.57	0.54	0.61	0.57	0.54	0.61	0.57	0.54	0.60	0.56	0.54	0.53



Intensity data(cd)

C/γ(°)	0.0	1.0	2.0	3.0	4.0	5.0	6.0	7.0	8.0
0.0	2002.14	2001.03	2000.48	1992.73	1976.12	1956.75	1935.72	1906.93	1878.70
45.0	2035.35	2002.69	1999.37	2000.48	1984.43	1961.73	1941.80	1913.57	1882.58
90.0	2010.44	2003.80	2007.68	1998.82	1984.98	1958.41	1938.48	1911.36	1889.22
135.0	2043.65	2040.89	2023.17	2030.37	2035.91	2024.83	2009.34	1997.71	1975.02
180.0	2002.14	2024.83	2043.10	2029.82	2018.75	2023.17	2032.58	2029.82	2014.32
225.0	2035.35	2049.74	2044.76	2029.26	2029.26	2034.80	2029.26	2020.41	2013.76
270.0	2010.44	2029.82	2039.23	2019.85	2015.42	2025.94	2028.71	2012.66	1998.26
315.0	2043.65	2033.14	2012.66	2013.76	2013.76	2003.25	1981.66	1959.52	1932.95
360.0	2002.14	2001.03	2000.48	1992.73	1976.12	1956.75	1935.72	1906.93	1878.70
C/γ(°)	9.0	10.0	11.0	12.0	13.0	14.0	15.0	16.0	17.0
0.0	1837.19	1815.04	1790.14	1761.35	1735.34	1697.69	1667.25	1627.95	1569.83
45.0	1851.02	1828.33	1798.44	1775.74	1752.49	1726.48	1695.48	1665.59	1629.61
90.0	1868.74	1842.72	1818.92	1789.03	1759.69	1722.60	1696.03	1659.50	1615.77
135.0	1948.45	1921.88	1902.50	1883.68	1861.54	1831.10	1797.88	1751.39	1715.41
180.0	1998.82	1989.96	1973.91	1955.64	1925.75	1899.18	1877.04	1852.68	1815.04
225.0	2002.69	1987.19	1952.32	1929.63	1911.36	1878.15	1847.15	1804.53	1776.85
270.0	1981.66	1960.62	1932.95	1905.27	1872.61	1849.92	1825.01	1782.39	1744.19
315.0	1899.74	1870.40	1842.17	1809.51	1787.37	1756.92	1713.19	1677.21	1640.13
360.0	1837.19	1815.04	1790.14	1761.35	1735.34	1697.69	1667.25	1627.95	1569.83
C/γ(°)	18.0	19.0	20.0	21.0	22.0	23.0	24.0	25.0	26.0
0.0	1509.49	1444.18	1374.98	1224.98	1097.77	1097.77	996.20	868.28	766.37
45.0	1576.47	1521.12	1439.75	1366.13	1293.06	1211.69	1097.11	994.15	886.76
90.0	1543.26	1474.62	1396.02	1293.61	1083.49	1083.49	984.52	881.89	775.45
135.0	1678.32	1612.45	1549.35	1474.62	1377.75	1285.86	1190.66	1069.43	965.92
180.0	1787.92	1759.14	1713.75	1655.63	1569.27	1497.31	1425.91	1342.32	1234.94
225.0	1747.51	1694.93	1637.91	1573.70	1509.49	1417.05	1335.68	1095.89	1095.89
270.0	1707.11	1667.80	1606.92	1551.56	1497.31	1435.87	1344.54	1261.51	1170.73
315.0	1600.83	1541.60	1486.24	1421.48	1349.52	1094.84	1094.84	1071.37	976.16
360.0	1509.49	1444.18	1374.98	1224.98	1097.77	1097.77	996.20	868.28	766.37
C/γ(°)	27.0	28.0	29.0	30.0	31.0	32.0	33.0	34.0	35.0
0.0	669.34	579.05	473.55	398.49	315.02	258.22	209.57	160.08	128.31
45.0	778.83	648.19	557.41	473.83	380.28	315.52	286.73	286.73	157.76
90.0	643.26	550.10	466.74	392.57	313.08	258.83	211.67	171.93	134.12
135.0	854.66	714.06	610.00	518.11	437.29	349.83	291.71	291.71	230.82
180.0	1139.73	1037.33	926.62	783.81	672.55	572.91	464.97	391.35	327.14
225.0	1020.89	914.55	806.00	697.23	572.74	483.62	387.36	320.77	263.87
270.0	1054.49	948.21	816.47	710.19	607.23	514.23	414.04	345.96	288.95
315.0	849.12	719.71	621.73	531.56	449.31	360.08	300.74	252.02	200.77
360.0	669.34	579.05	473.55	398.49	315.02	258.22	209.57	160.08	128.31
C/γ(°)	36.0	37.0	38.0	39.0	40.0	41.0	42.0	43.0	44.0
0.0	104.23	85.80	68.53	58.34	50.43	44.06	37.75	33.65	30.33
45.0	128.20	101.02	84.08	70.63	58.01	50.59	44.62	39.52	34.60
90.0	111.15	92.88	74.23	62.88	53.80	45.11	39.47	33.93	30.50
135.0	153.05	125.43	103.68	82.59	69.69	57.40	49.54	42.95	37.70
180.0	283.41	283.41	164.95	127.76	104.56	86.07	68.31	57.68	49.65
225.0	204.20	165.67	134.18	109.43	85.80	71.18	59.89	51.42	43.73
270.0	288.95	185.82	154.38	128.92	107.88	86.07	72.24	58.79	50.37
315.0	166.28	136.94	113.03	90.00	75.45	63.66	54.25	45.22	39.63
360.0	104.23	85.80	68.53	58.34	50.43	44.06	37.75	33.65	30.33

Intensity data(cd)

C/γ(°)	45.0	46.0	47.0	48.0	49.0	50.0	51.0	52.0	53.0
0.0	26.96	24.74	22.86	20.92	19.60	18.49	17.33	16.55	15.83
45.0	31.27	28.40	26.02	23.58	21.92	20.20	19.04	17.99	16.94
90.0	27.68	25.35	23.36	21.37	19.98	18.88	17.82	16.77	16.00
135.0	32.60	29.50	26.90	24.74	22.47	20.92	19.71	18.65	17.49
180.0	43.62	37.70	33.93	30.67	27.95	25.24	23.41	21.81	20.15
225.0	38.86	34.65	30.56	27.84	25.57	23.14	21.48	20.09	18.60
270.0	43.84	37.36	33.49	30.33	27.12	25.02	23.25	21.59	20.04
315.0	34.26	31.05	28.29	25.57	23.64	22.03	20.59	19.10	18.05
360.0	26.96	24.74	22.86	20.92	19.60	18.49	17.33	16.55	15.83
C/γ(°)	54.0	55.0	56.0	57.0	58.0	59.0	60.0	61.0	62.0
0.0	15.17	14.50	14.00	13.45	12.95	12.57	12.23	11.79	11.51
45.0	16.11	15.50	14.83	14.17	13.62	13.23	12.79	12.29	11.96
90.0	15.17	14.56	14.06	13.40	13.01	12.62	12.12	11.85	11.51
135.0	16.66	15.78	15.17	14.56	13.95	13.45	13.06	12.68	12.18
180.0	18.99	17.77	16.88	16.11	15.44	14.72	14.17	13.62	13.17
225.0	17.66	16.83	16.05	15.22	14.61	14.06	13.62	13.06	12.62
270.0	18.82	17.88	16.94	16.00	15.33	14.78	14.12	13.62	13.12
315.0	17.10	16.38	15.55	14.89	14.39	13.73	13.28	12.90	12.40
360.0	15.17	14.50	14.00	13.45	12.95	12.57	12.23	11.79	11.51
C/γ(°)	63.0	64.0	65.0	66.0	67.0	68.0	69.0	70.0	71.0
0.0	11.18	10.85	10.57	10.35	10.02	9.80	9.58	9.35	9.02
45.0	11.57	11.29	10.96	10.74	10.35	10.13	9.91	9.63	9.35
90.0	11.24	10.90	10.57	10.41	10.13	9.80	9.63	9.35	9.08
135.0	11.85	11.57	11.24	10.90	10.63	10.41	10.07	9.91	9.63
180.0	12.62	12.29	11.96	11.62	11.24	10.90	10.63	10.35	10.13
225.0	12.18	11.85	11.51	11.13	10.85	10.63	10.24	10.02	9.74
270.0	12.73	12.34	12.01	11.62	11.29	10.96	10.74	10.41	10.13
315.0	12.07	11.68	11.35	11.02	10.74	10.52	10.19	9.96	9.69
360.0	11.18	10.85	10.57	10.35	10.02	9.80	9.58	9.35	9.02
C/γ(°)	72.0	73.0	74.0	75.0	76.0	77.0	78.0	79.0	80.0
0.0	8.80	8.58	8.36	8.14	7.92	7.69	7.47	7.25	7.03
45.0	9.13	8.86	8.64	8.41	8.25	7.97	7.75	7.53	7.31
90.0	8.86	8.58	8.36	8.14	7.97	7.69	7.53	7.31	7.14
135.0	9.30	9.08	8.80	8.58	8.36	8.14	7.92	7.69	7.47
180.0	9.85	9.63	9.35	9.08	8.80	8.58	8.36	8.14	7.86
225.0	9.58	9.24	9.02	8.80	8.52	8.30	8.08	7.86	7.58
270.0	9.91	9.63	9.35	9.13	8.80	8.58	8.36	8.03	7.86
315.0	9.47	9.19	8.91	8.64	8.41	8.19	7.92	7.69	7.47
360.0	8.80	8.58	8.36	8.14	7.92	7.69	7.47	7.25	7.03
C/γ(°)	81.0	82.0	83.0	84.0	85.0	86.0	87.0	88.0	89.0
0.0	6.86	6.81	6.53	6.37	6.25	6.09	5.98	5.92	5.98
45.0	7.14	6.92	6.75	6.59	6.37	6.20	6.09	5.92	5.92
90.0	6.92	6.75	6.64	6.42	6.25	6.09	6.03	5.87	5.87
135.0	7.25	7.09	6.92	6.70	6.53	6.31	6.20	6.03	5.92
180.0	7.64	7.47	7.25	7.03	6.86	6.64	6.48	6.31	6.20
225.0	7.42	7.20	7.03	6.86	6.59	6.48	6.31	6.20	6.03
270.0	7.64	7.36	7.25	7.03	6.81	6.64	6.42	6.31	6.20
315.0	7.25	7.09	6.92	6.75	6.53	6.37	6.25	6.09	5.92
360.0	6.86	6.81	6.53	6.37	6.25	6.09	5.98	5.92	5.98

Intensity data(cd)

C/γ(°)	90.0
0.0	5.92
45.0	5.92
90.0	5.87
135.0	5.87
180.0	6.03
225.0	5.98
270.0	6.09
315.0	5.98
360.0	5.92